

- GENERAL NOTES:**
- ALL DIMENSIONS ARE IN MILLIMETERS. LEVELS ARE IN METERS UNLESS NOTED OTHERWISE.
 - ONLY FIGURED DIMENSIONS TO BE FOLLOWED. SCALED DIMENSIONS OF DRAWINGS WILL NOT BE PERMITTED.
 - THIS DRAWING SHOULD BE READ IN CONJUNCTION WITH OTHER RELEVANT ARCHITECTURAL, STRUCTURAL, MECHANICAL & ELECTRICAL DRAWINGS AND SECTIONS OF THE SPECIFICATIONS.
 - CONCRETE GRADE FCU = 40N/MM² & STEEL GRADE = 460 N/MM²
 - LAP & ANCHORAGE = 50x BAR DIAMETER

LAP & Ld SCHEDULE	BAR SIZE	VALUE
T10	500	
T12	600	
T16	800	
T20	1000	
T25	1250	
T32	1600	

- COVER:**
RAFT SLAB
INTERNAL FACE - 50mm
EXTERNAL FACE - 75mm
- LEGEND:**
B1 - BOTTOM FIRST LAYER
B2 - BOTTOM SECOND LAYER
T1 - TOP FIRST LAYER
T2 - TOP SECOND LAYER
V - VERTICAL BAR
SSL - STRUCTURAL SLAB LEVEL
ES - EACH SIDE
ADD'L - ADDITIONAL
ALT - ALTERNATE
EF - EACH FACE
~ - CONSTRUCTION JOINT
- REINFORCEMENT IS NOTED THIS:**
2 x 7 T20 @ 01 -150 B1 ALT
ALTERNATE BARS
BAR LAYERING
BAR SPACING
BAR MARK
BAR TYPE AND DIA
NUMBER OF BARS
MULTIPLIERS

BBS REFERENCE:
OPI-CSI-A126-SHD-ST-034

00	11.09.2024	MRR	ISSUED FOR APPROVAL
No.	Date	By	Revision Details

CLIENT:
FEEL FREE CREATION

PROJECT:
SAMPLE PROJECT

CONSULTANT:

MAIN CONTRACTOR:

SUB CONTRACTOR:

 58, Swamy Nagar, Vinayachandrapuram
 Yellow, Tamil Nadu, India
 Telephone : +91 956671043
 Web : www.dyndigi.com
 Email : info@dyndigi.com

DRAWING TITLE:
RAFT
SAMPLE DRAWING-1

Drawn by MRR	Checked by FFC	Approved by SUN
Date 11-09-2024	Scale A1=1:85	Revision 00
Drawing No. RAFT-1		

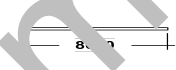

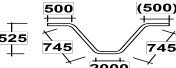
- SHOP DRAWING REFERENCE:**
- RAFT SLAB GENERAL ARRANGEMENT DETAILS
: OPI-CSI-A126-SHD-ST-001 TO 003
 - LIFT 1 CORE WALL GENERAL ARRANGEMENT DETAILS
: OPI-CSI-A126-SHD-ST-005 & 006
 - LIFT 2 CORE WALL GENERAL ARRANGEMENT DETAILS
: OPI-CSI-A126-SHD-ST-007 & 008

DETAIL - 1
4 Nos
SCALE 1:50

RAFT SLAB BOTTOM B1 REINFORCEMENT DETAILS
SCALE 1:85

Project: Sample project
Client: FEEL FREE CREATION
Consultant: FFCM
Main Contractor: --

Date Prepared: 07-Feb-2025 Date Revised:
Prepared by: MRR Checked by: FFC

MEMBER	BAR MARK	TYPE AND SIZE	NO OF MBRS	NO OF BARS IN EACH	TOTAL NOS.	LENGTH OF EACH BAR	SHAPE CODE	A*	B*	C*	D*	E/R*	Shape Diagram	Weight in Kg	Rev.
						mm+		mm	mm	mm	mm	mm			
BOTTOM B1	A01	T16	1	84	84	8600	00	8600						1140.670	
BOTTOM B1	A02	T16	1	34	34	5750	11	375	(5400)					308.694	
BOTTOM B1	A03	T16	1	2	2	4475	46	500	745	2000	525	(500)		14.132	

* Specified in multiples of 5mm

+ Specified in multiples of 25mm

Page Total 1463.496 (in Kg)

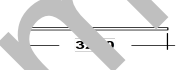


Page 1 of 37

This Schedule complies with the requirements of BS8666-2005

info@dyndigi.com

Project: Sample project
Client: FEEL FREE CREATION
Consultant: FFCM
Main Contractor: --

Date Prepared: 07-Feb-2025 Date Revised:
Prepared by: MRR Checked by: FFC

MEMBER	BAR MARK	TYPE AND SIZE	NO OF MBRS	NO OF BARS IN EACH	TOTAL NOS.	LENGTH OF EACH BAR	SHAPE CODE	A*	B*	C*	D*	E/R*	Shape Diagram	Weight in Kg	Rev.
						mm+		mm	mm	mm	mm	mm			
BOTTOM B1	A04	T16	1	3	3	3200	00	3200						15.158	
BOTTOM B1	A05	T16	1	7	7	3150	11	375	(2800)					34.817	
BOTTOM B1	A06	T16	1	3	3	9300	00	9300						44.054	

* Specified in multiples of 5mm

+ Specified in multiples of 25mm

Page Total 94.029 (in Kg)

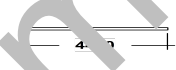
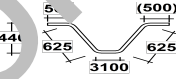
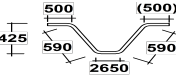
Page 2 of 37

This Schedule complies with the requirements of BS8666-2005

info@dyndigi.com

Project: Sample project
Client: FEEL FREE CREATION
Consultant: FFCM
Main Contractor: --

Date Prepared: 07-Feb-2025 Date Revised:
Prepared by: MRR Checked by: FFC

MEMBER	BAR MARK	TYPE AND SIZE	NO OF MBRS	NO OF BARS IN EACH	TOTAL NOS.	LENGTH OF EACH BAR	SHAPE CODE	A*	B*	C*	D*	E/R*	Shape Diagram	Weight in Kg	Rev.
						mm+		mm	mm	mm	mm	mm			
BOTTOM B1	A07	T16	1	13	13	4400	00	4400						90.319	
BOTTOM B1	A08	T16	1	2	2	5325	46	500	625	3100	440	(00)		16.816	
BOTTOM B1	A09	T16	1	2	2	4800	46	500	590	2650	425	(50)		15.158	

* Specified in multiples of 5mm

+ Specified in multiples of 25mm

Page Total 122.293 (in Kg)

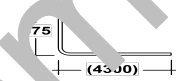


Page 3 of 37

This Schedule complies with the requirements of BS8666-2005

info@dyndigi.com

Project: Sample project
Client: FEEL FREE CREATION
Consultant: FFCM
Main Contractor: --

Date Prepared: 07-Feb-2025 Date Revised:
Prepared by: MRR Checked by: FFC

MEMBER	BAR MARK	TYPE AND SIZE	NO OF MBRS	NO OF BARS IN EACH	TOTAL NOS.	LENGTH OF EACH BAR	SHAPE CODE	A*	B*	C*	D*	E/R*	Shape Diagram	Weight in Kg	Rev.
						mm+		mm	mm	mm	mm	mm			
BOTTOM B1	A10	T16	1	30	30	4650	11	375	(4300)					220.270	
BOTTOM B1	A259	T16	1	6	6	5000	00	5000						47.370	
BOTTOM B1	A260	T16	1	6	6	6000	00	6000						56.844	

* Specified in multiples of 5mm

+ Specified in multiples of 25mm

Page Total 324.484 (in Kg)

Page 4 of 37




This Schedule complies with the requirements of BS8666-2005

info@dyndigi.com

Project: Sample project
Client: FEEL FREE CREATION
Consultant: FFCM
Main Contractor: --

Date Prepared: 07-Feb-2025
Prepared by: MRR

Date Revised:
Checked by: FFC

MEMBER	BAR MARK	TYPE AND SIZE	NO OF MBRS	NO OF BARS IN EACH	TOTAL NOS.	LENGTH OF EACH BAR	SHAPE CODE	A*	B*	C*	D*	E/R*	Shape Diagram	Weight in Kg	Rev.
						mm+		mm	mm	mm	mm	mm			
BOTTOM B1	A261	T16	1	11	11	4350	11	375	(4000)					75.555	
BOTTOM B1	A262	T16	1	7	7	7800	00	7800						86.213	
BOTTOM B1	A263	T16	1	7	7	8900	00	8900						98.372	

* Specified in multiples of 5mm

+ Specified in multiples of 25mm

Page Total 260.140 (in Kg)

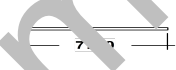


Page 5 of 37

This Schedule complies with the requirements of BS8666-2005

info@dyndigi.com

Project: Sample project
Client: FEEL FREE CREATION
Consultant: FFCM
Main Contractor: --

Date Prepared: 07-Feb-2025 Date Revised:
Prepared by: MRR Checked by: FFC

MEMBER	BAR MARK	TYPE AND SIZE	NO OF MBRS	NO OF BARS IN EACH	TOTAL NOS.	LENGTH OF EACH BAR	SHAPE CODE	A*	B*	C*	D*	E/R*	Shape Diagram	Weight in Kg	Rev.
						mm+		mm	mm	mm	mm	mm			
BOTTOM B1	A264	T16	1	33	33	7700	00	7700						401.224	
BOTTOM B1	A265	T16	1	12	12	10800	00	10800						204.638	
BOTTOM B1	A266	T16	1	3	3	4700	00	4700						22.264	

* Specified in multiples of 5mm

+ Specified in multiples of 25mm

Page Total 628.126 (in Kg)

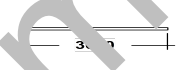

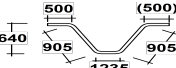
Page 6 of 37

This Schedule complies with the requirements of BS8666-2005

info@dyndigi.com

Project: Sample project
Client: FEEL FREE CREATION
Consultant: FFCM
Main Contractor: --

Date Prepared: 07-Feb-2025 Date Revised:
Prepared by: MRR Checked by: FFC

MEMBER	BAR MARK	TYPE AND SIZE	NO OF MBRS	NO OF BARS IN EACH	TOTAL NOS.	LENGTH OF EACH BAR	SHAPE CODE	A*	B*	C*	D*	E/R*	Shape Diagram	Weight in Kg	Rev.
						mm+		mm	mm	mm	mm	mm			
BOTTOM B1	A267	T16	1	4	4	3600	00	3600						22.738	
BOTTOM B1	A268	T16	1	63	63	4900	46	500	745	2435	525	(500)		487.437	
BOTTOM B1	A269	T16	1	59	59	4025	46	500	905	1235	640	(500)		374.973	

* Specified in multiples of 5mm

+ Specified in multiples of 25mm

Page Total 885.148 (in Kg)

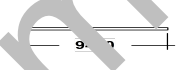


Page 7 of 37

This Schedule complies with the requirements of BS8666-2005

info@dyndigi.com

Project: Sample project
Client: FEEL FREE CREATION
Consultant: FFCM
Main Contractor: --

Date Prepared: 07-Feb-2025 Date Revised:
Prepared by: MRR Checked by: FFC

MEMBER	BAR MARK	TYPE AND SIZE	NO OF MBRS	NO OF BARS IN EACH	TOTAL NOS.	LENGTH OF EACH BAR	SHAPE CODE	A*	B*	C*	D*	E/R*	Shape Diagram	Weight in Kg	Rev.
						mm+		mm	mm	mm	mm	mm			
BOTTOM B1	A270	T16	1	23	23	9400	00	9400						341.380	
BOTTOM B1	A271	T16	1	3	3	10500	00	10500						49.738	
BOTTOM B1	A272	T16	1	3	3	10150	11	375	(9800)					48.081	

* Specified in multiples of 5mm

+ Specified in multiples of 25mm

Page Total 439.199 (in Kg)

Page 8 of 37

This Schedule complies with the requirements of BS8666-2005

info@dyndigi.com




Project: Sample project
Client: FEEL FREE CREATION
Consultant: FFCM
Main Contractor: --

Date Prepared: 07-Feb-2025

Date Revised:

Prepared by: MRR

Checked by: FFC

MEMBER	BAR MARK	TYPE AND SIZE	NO OF MBRS	NO OF BARS IN EACH	TOTAL NOS.	LENGTH OF EACH BAR	SHAPE CODE	A*	B*	C*	D*	E/R*	Shape Diagram	Weight in Kg	Rev.
						mm+		mm	mm	mm	mm	mm			
BOTTOM B1	A273	T16	1	4	4	6950	11	375	(6600)					43.896	
BOTTOM B1	A274	T16	1	9	9	5500	00	5500						78.160	
BOTTOM B1	A275	T16	1	24	24	6500	00	6500						246.324	

* Specified in multiples of 5mm

+ Specified in multiples of 25mm

Page Total

368.380

(in Kg)

Page

9

of




37

This Schedule complies with the requirements of BS8666-2005

info@dyndigi.com

Project: Sample project
Client: FEEL FREE CREATION
Consultant: FFCM
Main Contractor: --

Date Prepared: 07-Feb-2025 Date Revised:
Prepared by: MRR Checked by: FFC

MEMBER	BAR MARK	TYPE AND SIZE	NO OF MBRS	NO OF BARS IN EACH	TOTAL NOS.	LENGTH OF EACH BAR	SHAPE CODE	A*	B*	C*	D*	E/R*	Shape Diagram	Weight in Kg	Rev.
						mm+		mm	mm	mm	mm	mm			
BOTTOM B1	A276	T16	1	10	10	5100	00	5100						80.529	
BOTTOM B1	A277	T16	1	4	4	3400	00	3400						21.474	
BOTTOM B1	A278	T16	1	29	29	4800	00	4800						219.797	

* Specified in multiples of 5mm

+ Specified in multiples of 25mm

Page Total 321.800 (in Kg)

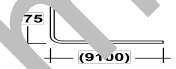
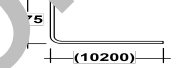

Page 10 of 37

This Schedule complies with the requirements of BS8666-2005

info@dyndigi.com

Project: Sample project
Client: FEEL FREE CREATION
Consultant: FFCM
Main Contractor: --

Date Prepared: 07-Feb-2025 Date Revised:
Prepared by: MRR Checked by: FFC

MEMBER	BAR MARK	TYPE AND SIZE	NO OF MBRS	NO OF BARS IN EACH	TOTAL NOS.	LENGTH OF EACH BAR	SHAPE CODE	A*	B*	C*	D*	E/R*	Shape Diagram	Weight in Kg	Rev.
						mm+		mm	mm	mm	mm				
BOTTOM B1	A279	T16	1	4	4	9450	11	375	(9100)					59.686	
BOTTOM B1	A280	T16	1	3	3	10550	11	375	(10200)					49.975	
BOTTOM B1	A281	T16	1	28	28	7600	00	7600						336.011	

* Specified in multiples of 5mm

+ Specified in multiples of 25mm

Page Total 445.672 (in Kg)

Page 11 of 37

This Schedule complies with the requirements of BS8666-2005

info@dyndigi.com

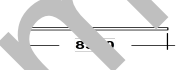


Project: Sample project
Client: FEEL FREE CREATION
Consultant: FFCM
Main Contractor: --

Date Prepared: 07-Feb-2025

Date Revised:

Prepared by: MRR

Checked by: FFC

MEMBER	BAR MARK	TYPE AND SIZE	NO OF MBRS	NO OF BARS IN EACH	TOTAL NOS.	LENGTH OF EACH BAR	SHAPE CODE	A*	B*	C*	D*	E/R*	Shape Diagram	Weight in Kg	Rev.
						mm+		mm	mm	mm	mm	mm			
BOTTOM B1	A282	T16	1	32	32	8300	00	8300						419.382	
BOTTOM B1	A283	T16	1	26	26	11000	00	11000						451.594	
BOTTOM B1	A284	T16	1	4	4	3550	21	375	2850	(375)				22.422	

* Specified in multiples of 5mm

+ Specified in multiples of 25mm

Page Total 893.398 (in Kg)

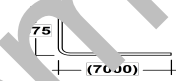


Page 12 of 37

This Schedule complies with the requirements of BS8666-2005

info@dyndigi.com

Project: Sample project
Client: FEEL FREE CREATION
Consultant: FFCM
Main Contractor: --

Date Prepared: 07-Feb-2025 Date Revised:
Prepared by: MRR Checked by: FFC

MEMBER	BAR MARK	TYPE AND SIZE	NO OF MBRS	NO OF BARS IN EACH	TOTAL NOS.	LENGTH OF EACH BAR	SHAPE CODE	A*	B*	C*	D*	E/R*	Shape Diagram	Weight in Kg	Rev.
						mm+		mm	mm	mm	mm	mm			
BOTTOM B1	A285	T16	1	2	2	7350	11	375	(7000)					23.211	
BOTTOM B1	A286	T16	1	25	25	5700	00	5700						225.007	
BOTTOM B1	A287	T16	1	7	7	6700	00	6700						74.055	

* Specified in multiples of 5mm

+ Specified in multiples of 25mm

Page Total 322.273 (in Kg)

Page 13 of 37

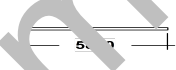


This Schedule complies with the requirements of BS8666-2005

info@dyndigi.com

Project: Sample project
Client: FEEL FREE CREATION
Consultant: FFCM
Main Contractor: --

Date Prepared: 07-Feb-2025
Prepared by: MRR

Date Revised:
Checked by: FFC

MEMBER	BAR MARK	TYPE AND SIZE	NO OF MBRS	NO OF BARS IN EACH	TOTAL NOS.	LENGTH OF EACH BAR	SHAPE CODE	A*	B*	C*	D*	E/R*	Shape Diagram	Weight in Kg	Rev.
						mm+		mm	mm	mm	mm	mm			
BOTTOM B1	A288	T16	1	31	31	5800	00	5800						283.904	
BOTTOM B1	A289	T16	1	16	16	8450	11	375	(8100)					213.481	
BOTTOM B1	A290	T16	1	16	16	9550	11	375	(9200)					241.271	

* Specified in multiples of 5mm

+ Specified in multiples of 25mm

Page Total 738.656 (in Kg)

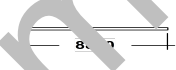

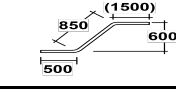
Page 14 of 37

This Schedule complies with the requirements of BS8666-2005

info@dyndigi.com

Project: Sample project
Client: FEEL FREE CREATION
Consultant: FFCM
Main Contractor: --

Date Prepared: 07-Feb-2025 Date Revised:
Prepared by: MRR Checked by: FFC

MEMBER	BAR MARK	TYPE AND SIZE	NO OF MBRS	NO OF BARS IN EACH	TOTAL NOS.	LENGTH OF EACH BAR	SHAPE CODE	A*	B*	C*	D*	E/R*	Shape Diagram	Weight in Kg	Rev.
						mm+		mm	mm	mm	mm	mm			
BOTTOM B1	A291	T16	1	15	15	8800	00	8800						208.428	
BOTTOM B1	A292	T16	1	13	13	4200	00	4200						86.213	
BOTTOM B1	A293	T16	1	12	12	2850	26	500	850	(1500)	600			54.002	

* Specified in multiples of 5mm

+ Specified in multiples of 25mm

Page Total 348.643 (in Kg)

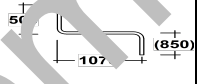

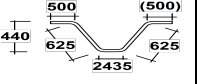
Page 15 of 37

This Schedule complies with the requirements of BS8666-2005

info@dyndigi.com

Project: Sample project
Client: FEEL FREE CREATION
Consultant: FFCM
Main Contractor: --

Date Prepared: 07-Feb-2025 Date Revised:
Prepared by: MRR Checked by: FFC

MEMBER	BAR MARK	TYPE AND SIZE	NO OF MBRS	NO OF BARS IN EACH	TOTAL NOS.	LENGTH OF EACH BAR	SHAPE CODE	A*	B*	C*	D*	E/R*	Shape Diagram	Weight in Kg	Rev.
						mm+		mm	mm	mm	mm	mm			
BOTTOM B1	A294	T16	1	27	27	2375	23	500	1075	(850)				101.253	
BOTTOM B1	A295	T16	1	3	3	6350	11	375	(6000)					30.080	
BOTTOM B1	A296	T16	1	41	41	4675	46	500	625	2435	440	(500)		302.655	

* Specified in multiples of 5mm

+ Specified in multiples of 25mm

Page Total 433.988 (in Kg)


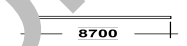

Page 16 of 37

This Schedule complies with the requirements of BS8666-2005

info@dyndigi.com

Project: Sample project
Client: FEEL FREE CREATION
Consultant: FFCM
Main Contractor: --

Date Prepared: 07-Feb-2025 Date Revised:
Prepared by: MRR Checked by: FFC

MEMBER	BAR MARK	TYPE AND SIZE	NO OF MBRS	NO OF BARS IN EACH	TOTAL NOS.	LENGTH OF EACH BAR	SHAPE CODE	A*	B*	C*	D*	E/R*	Shape Diagram	Weight in Kg	Rev.
						mm+		mm	mm	mm	mm	mm			
BOTTOM B1	A297	T16	1	17	17	5400	46	500	745	2935	525	(500)		144.952	
BOTTOM B1	A298	T16	1	7	7	8700	00	8700						96.161	
BOTTOM B1	A299	T16	1	37	37	6750	11	375	(6400)					394.355	

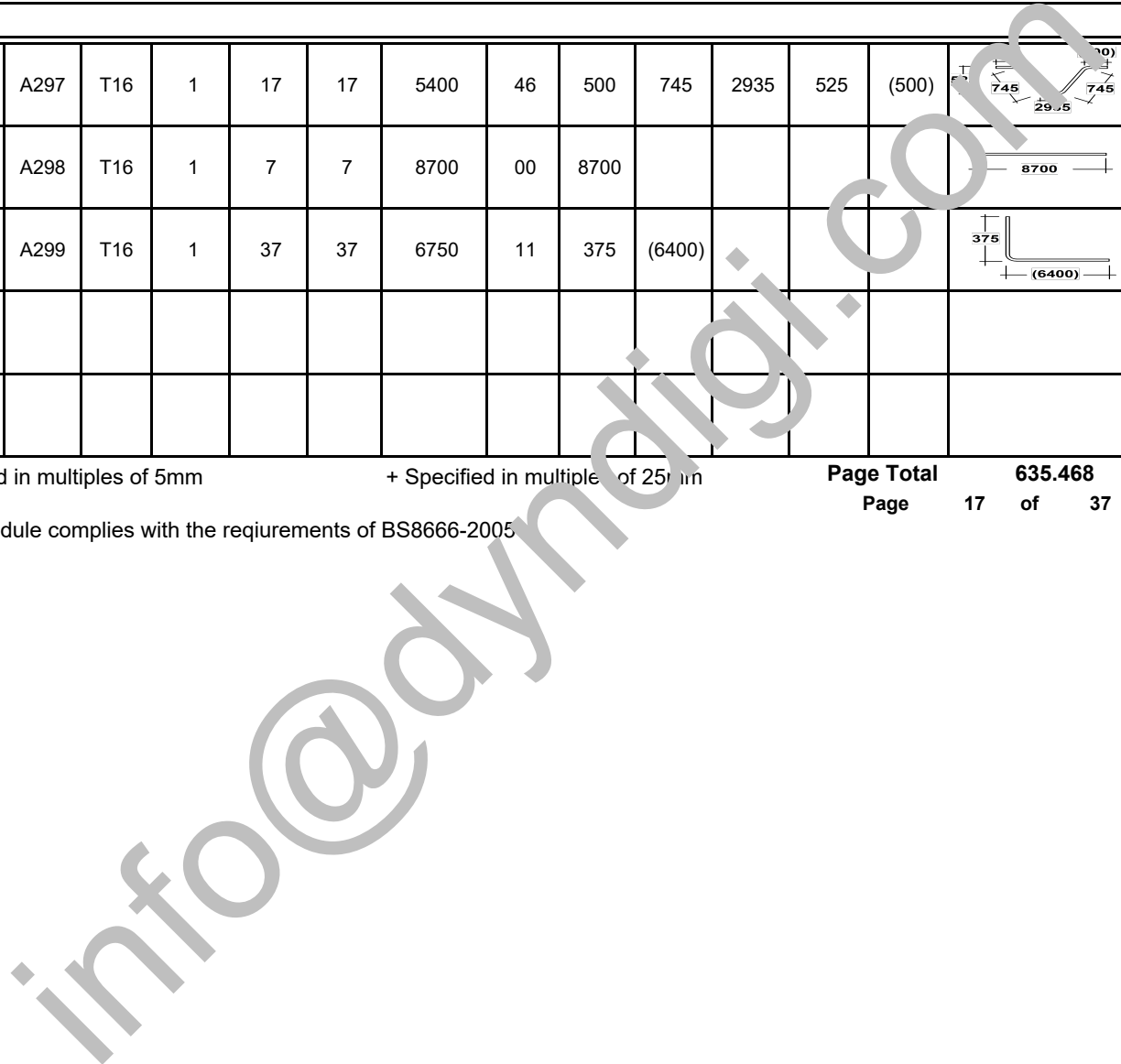
* Specified in multiples of 5mm

+ Specified in multiples of 25mm

Page Total 635.468 (in Kg)

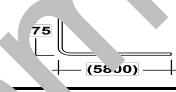

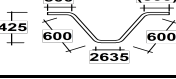
Page 17 of 37

This Schedule complies with the requirements of BS8666-2005



Project: Sample project
Client: FEEL FREE CREATION
Consultant: FFCM
Main Contractor: --

Date Prepared: 07-Feb-2025 Date Revised:
Prepared by: MRR Checked by: FFC

MEMBER	BAR MARK	TYPE AND SIZE	NO OF MBRS	NO OF BARS IN EACH	TOTAL NOS.	LENGTH OF EACH BAR	SHAPE CODE	A*	B*	C*	D*	E/R*	Shape Diagram	Weight in Kg	Rev.
						mm+		mm	mm	mm	mm	mm			
BOTTOM B1	A300	T16	1	4	4	6150	11	375	(5800)					38.843	
BOTTOM B1	A301	T16	1	15	15	5150	11	375	(4800)					121.978	
BOTTOM B1	A302	T16	1	4	4	4825	46	500	600	2635	425	(500)		30.475	

* Specified in multiples of 5mm

+ Specified in multiples of 25mm

Page Total 191.296 (in Kg)

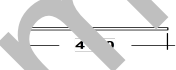


Page 18 of 37

This Schedule complies with the requirements of BS8666-2005

info@dyndigi.com

Project: Sample project
Client: FEEL FREE CREATION
Consultant: FFCM
Main Contractor: --

Date Prepared: 07-Feb-2025 Date Revised:
Prepared by: MRR Checked by: FFC

MEMBER	BAR MARK	TYPE AND SIZE	NO OF MBRS	NO OF BARS IN EACH	TOTAL NOS.	LENGTH OF EACH BAR	SHAPE CODE	A*	B*	C*	D*	E/R*	Shape Diagram	Weight in Kg	Rev.
						mm+		mm	mm	mm	mm	mm			
BOTTOM B1	A303	T16	1	11	11	4100	00	4100						71.213	
BOTTOM B1	A304	T16	1	12	12	5200	00	5200						98.530	
BOTTOM B1	A305	T16	1	4	4	11950	11	375	(11600)					75.476	

* Specified in multiples of 5mm

+ Specified in multiples of 25mm

Page Total 245.219 (in Kg)

Page 19 of 37

This Schedule complies with the requirements of BS8666-2005

info@dyndigi.com


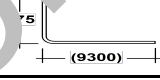
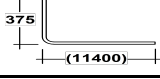
Project: Sample project
Client: FEEL FREE CREATION
Consultant: FFCM
Main Contractor: --

Date Prepared: 07-Feb-2025

Date Revised:

Prepared by: MRR

Checked by: FFC

MEMBER	BAR MARK	TYPE AND SIZE	NO OF MBRS	NO OF BARS IN EACH	TOTAL NOS.	LENGTH OF EACH BAR	SHAPE CODE	A*	B*	C*	D*	E/R*	Shape Diagram	Weight in Kg	Rev.
						mm+		mm	mm	mm	mm	mm			
BOTTOM B1	A306	T16	1	23	23	10750	11	375	(10400)					390.408	
BOTTOM B1	A307	T16	1	23	23	9650	11	375	(9300)					350.459	
BOTTOM B1	A308	T16	1	43	43	11750	11	375	(11400)					797.790	

* Specified in multiples of 5mm

+ Specified in multiples of 25mm

Page Total 1538.657 (in Kg)

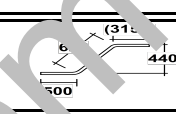

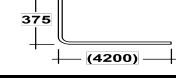
Page 20 of 37

This Schedule complies with the requirements of BS8666-2005

info@dyndigi.com

Project: Sample project
Client: FEEL FREE CREATION
Consultant: FFCM
Main Contractor: --

Date Prepared: 07-Feb-2025 Date Revised:
Prepared by: MRR Checked by: FFC

MEMBER	BAR MARK	TYPE AND SIZE	NO OF MBRS	NO OF BARS IN EACH	TOTAL NOS.	LENGTH OF EACH BAR	SHAPE CODE	A*	B*	C*	D*	E/R*	Shape Diagram	Weight in Kg	Rev.
						mm+		mm	mm	mm	mm	mm			
BOTTOM B1	A309	T16	1	19	19	4275	26	500	625	(3150)	440			128.254	
BOTTOM B1	A310	T16	1	15	15	6550	11	375	(6200)					155.137	
BOTTOM B1	A311	T16	1	16	16	4550	11	375	(4200)					114.951	

* Specified in multiples of 5mm

+ Specified in multiples of 25mm

Page Total 398.342 (in Kg)


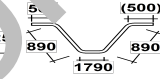
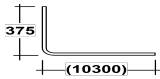
Page 21 of 37

This Schedule complies with the requirements of BS8666-2005

info@dyndigi.com

Project: Sample project
Client: FEEL FREE CREATION
Consultant: FFCM
Main Contractor: --

Date Prepared: 07-Feb-2025 Date Revised:
Prepared by: MRR Checked by: FFC

MEMBER	BAR MARK	TYPE AND SIZE	NO OF MBRS	NO OF BARS IN EACH	TOTAL NOS.	LENGTH OF EACH BAR	SHAPE CODE	A*	B*	C*	D*	E/R*	Shape Diagram	Weight in Kg	Rev.
						mm+		mm	mm	mm	mm	mm			
BOTTOM B1	A312	T16	1	12	12	10450	11	375	(10100)					198.007	
BOTTOM B1	A313	T16	1	9	9	4550	46	500	890	1790	625	(00)		64.660	
BOTTOM B1	A314	T16	1	5	5	10650	11	375	(10300)					84.082	

* Specified in multiples of 5mm

+ Specified in multiples of 25mm

Page Total 346.749 (in Kg)


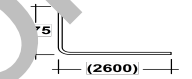
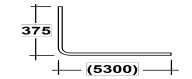
Page 22 of 37

This Schedule complies with the requirements of BS8666-2005

info@dyndigi.com

Project: Sample project
Client: FEEL FREE CREATION
Consultant: FFCM
Main Contractor: --

Date Prepared: 07-Feb-2025 Date Revised:
Prepared by: MRR Checked by: FFC

MEMBER	BAR MARK	TYPE AND SIZE	NO OF MBRS	NO OF BARS IN EACH	TOTAL NOS.	LENGTH OF EACH BAR	SHAPE CODE	A*	B*	C*	D*	E/R*	Shape Diagram	Weight in Kg	Rev.
						mm+		mm	mm	mm	mm	mm			
BOTTOM B1	A315	T16	1	6	6	8925	21	375	8225	(375)				84.555	
BOTTOM B1	A316	T16	1	9	9	2950	11	375	(2600)					41.922	
BOTTOM B1	A317	T16	1	8	8	5650	11	375	(5300)					71.371	

* Specified in multiples of 5mm

+ Specified in multiples of 25mm

Page Total 197.848 (in Kg)

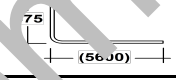
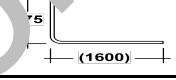

Page 23 of 37

This Schedule complies with the requirements of BS8666-2005

info@dyndigi.com

Project: Sample project
Client: FEEL FREE CREATION
Consultant: FFCM
Main Contractor: --

Date Prepared: 07-Feb-2025 Date Revised:
Prepared by: MRR Checked by: FFC

MEMBER	BAR MARK	TYPE AND SIZE	NO OF MBRS	NO OF BARS IN EACH	TOTAL NOS.	LENGTH OF EACH BAR	SHAPE CODE	A*	B*	C*	D*	E/R*	Shape Diagram	Weight in Kg	Rev.
						mm+		mm	mm	mm	mm	mm			
BOTTOM B1	A318	T16	1	16	16	5950	11	375	(5600)					150.321	
BOTTOM B1	A319	T16	1	6	6	1950	11	375	(1600)					18.474	
BOTTOM B1	A320	T16	1	24	24	8200	00	8200						310.747	

* Specified in multiples of 5mm

+ Specified in multiples of 25mm

Page Total 479.542 (in Kg)


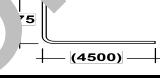

Page 24 of 37

This Schedule complies with the requirements of BS8666-2005

info@dyndigi.com

Project: Sample project
Client: FEEL FREE CREATION
Consultant: FFCM
Main Contractor: --

Date Prepared: 07-Feb-2025 Date Revised:
Prepared by: MRR Checked by: FFC

MEMBER	BAR MARK	TYPE AND SIZE	NO OF MBRS	NO OF BARS IN EACH	TOTAL NOS.	LENGTH OF EACH BAR	SHAPE CODE	A*	B*	C*	D*	E/R*	Shape Diagram	Weight in Kg	Rev.
						mm+		mm	mm	mm	mm	mm			
BOTTOM B1	A321	T16	1	3	3	8950	11	375	(8600)					42.396	
BOTTOM B1	A322	T16	1	17	17	4850	11	375	(4500)					130.189	
BOTTOM B1	A323	T16	1	9	9	8050	11	375	(7700)					114.399	

* Specified in multiples of 5mm

+ Specified in multiples of 25mm

Page Total 286.984 (in Kg)

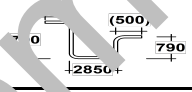
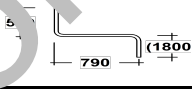
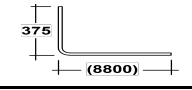
Page 25 of 37

This Schedule complies with the requirements of BS8666-2005

info@dyndigi.com

Project: Sample project
Client: FEEL FREE CREATION
Consultant: FFCM
Main Contractor: --

Date Prepared: 07-Feb-2025 Date Revised:
Prepared by: MRR Checked by: FFC

MEMBER	BAR MARK	TYPE AND SIZE	NO OF MBRS	NO OF BARS IN EACH	TOTAL NOS.	LENGTH OF EACH BAR	SHAPE CODE	A*	B*	C*	D*	E/R*	Shape Diagram	Weight in Kg	Rev.
						mm+		mm	mm	mm	mm	mm			
BOTTOM B1	A324	T16	1	23	23	5300	44	500	790	2850	790	(500)		192.480	
BOTTOM B1	A325	T16	1	8	8	3025	23	500	790	(1800)				38.212	
BOTTOM B1	A326	T16	1	8	8	9150	11	375	(8800)					115.583	

* Specified in multiples of 5mm

+ Specified in multiples of 25mm

Page Total 346.275 (in Kg)

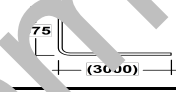
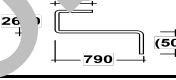

Page 26 of 37

This Schedule complies with the requirements of BS8666-2005

info@dyndigi.com

Project: Sample project
Client: FEEL FREE CREATION
Consultant: FFCM
Main Contractor: --

Date Prepared: 07-Feb-2025 Date Revised:
Prepared by: MRR Checked by: FFC

MEMBER	BAR MARK	TYPE AND SIZE	NO OF MBRS	NO OF BARS IN EACH	TOTAL NOS.	LENGTH OF EACH BAR	SHAPE CODE	A*	B*	C*	D*	E/R*	Shape Diagram	Weight in Kg	Rev.
						mm+		mm	mm	mm	mm	mm			
BOTTOM B1	A327	T16	1	8	8	3350	11	375	(3000)					42.317	
BOTTOM B1	A328	T16	1	13	13	4150	32	340	2600	790	(500)			85.187	
BOTTOM B1	A329	T16	1	16	16	8800	21	375	8100	(375)				222.323	

* Specified in multiples of 5mm

+ Specified in multiples of 25mm

Page Total 349.827 (in Kg)


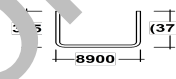
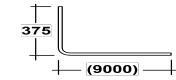
Page 27 of 37

This Schedule complies with the requirements of BS8666-2005

info@dyndigi.com

Project: Sample project
Client: FEEL FREE CREATION
Consultant: FFCM
Main Contractor: --

Date Prepared: 07-Feb-2025 Date Revised:
Prepared by: MRR Checked by: FFC

MEMBER	BAR MARK	TYPE AND SIZE	NO OF MBRS	NO OF BARS IN EACH	TOTAL NOS.	LENGTH OF EACH BAR	SHAPE CODE	A*	B*	C*	D*	E/R*	Shape Diagram	Weight in Kg	Rev.
						mm+		mm	mm	mm	mm	mm			
BOTTOM B1	A330	T16	1	3	3	9750	11	375	(9400)					46.186	
BOTTOM B1	A331	T16	1	20	20	9600	21	375	8900	(375)				303.168	
BOTTOM B1	A332	T16	1	15	15	9350	11	375	(9000)					221.455	

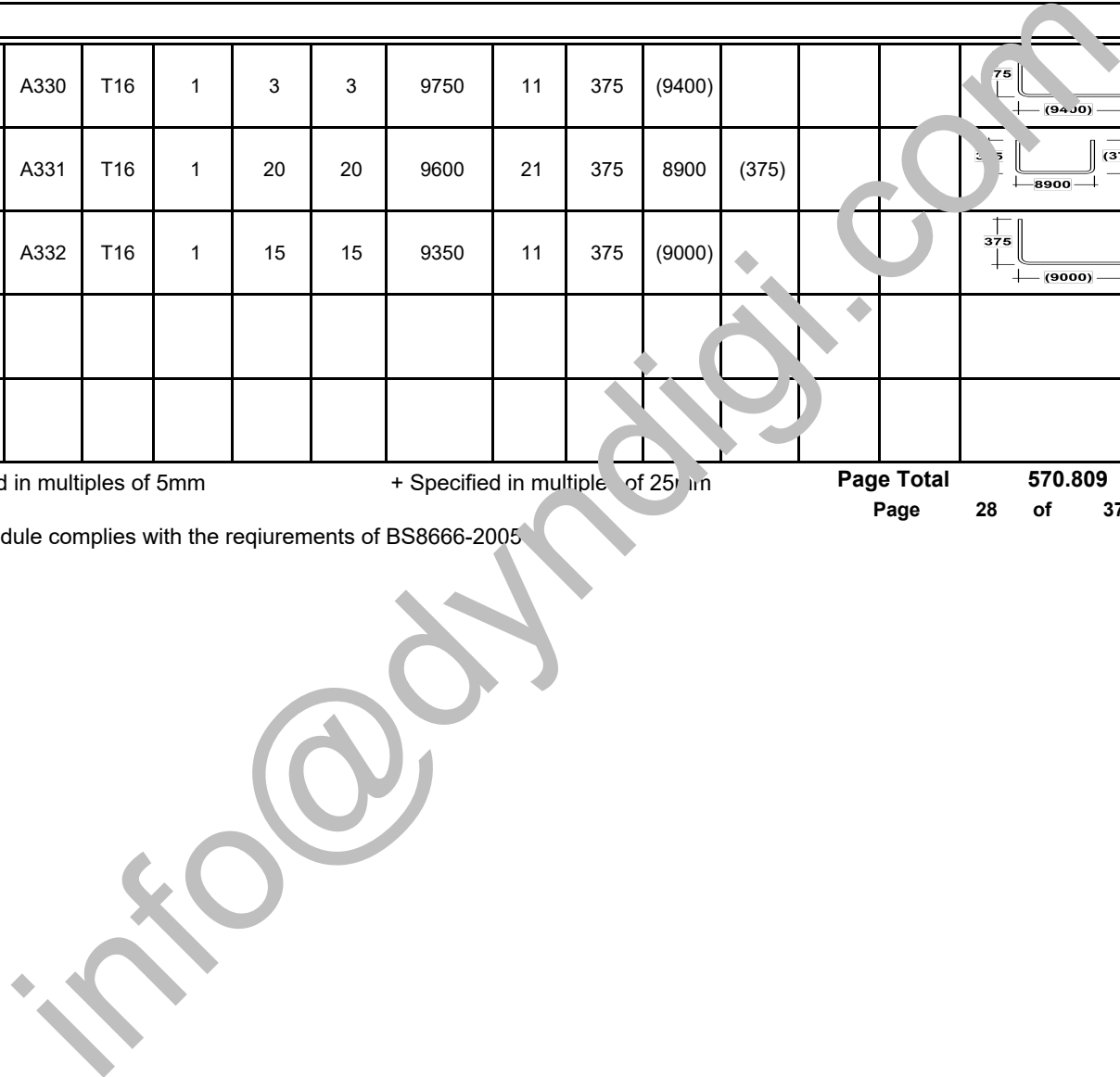
* Specified in multiples of 5mm

+ Specified in multiples of 25mm

Page Total 570.809 (in Kg)

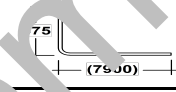
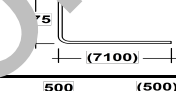
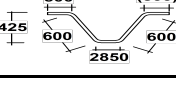
Page 28 of 37

This Schedule complies with the requirements of BS8666-2005



Project: Sample project
Client: FEEL FREE CREATION
Consultant: FFCM
Main Contractor: --

Date Prepared: 07-Feb-2025 Date Revised:
Prepared by: MRR Checked by: FFC

MEMBER	BAR MARK	TYPE AND SIZE	NO OF MBRS	NO OF BARS IN EACH	TOTAL NOS.	LENGTH OF EACH BAR	SHAPE CODE	A*	B*	C*	D*	E/R*	Shape Diagram	Weight in Kg	Rev.
						mm+		mm	mm	mm	mm	mm			
BOTTOM B1	A333	T16	1	16	16	8250	11	375	(7900)					208.428	
BOTTOM B1	A334	T16	1	6	6	7450	11	375	(7100)					70.581	
BOTTOM B1	A335	T16	1	19	19	5025	46	500	600	2850	425	(500)		150.755	

* Specified in multiples of 5mm

+ Specified in multiples of 25mm

Page Total **429.764** (in Kg)

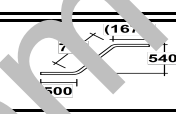
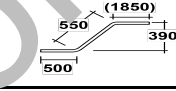
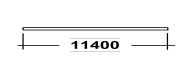
Page **29** of **37**

This Schedule complies with the requirements of BS8666-2005

info@dyndigi.com

Project: Sample project
Client: FEEL FREE CREATION
Consultant: FFCM
Main Contractor: --

Date Prepared: 07-Feb-2025 Date Revised:
Prepared by: MRR Checked by: FFC

MEMBER	BAR MARK	TYPE AND SIZE	NO OF MBRS	NO OF BARS IN EACH	TOTAL NOS.	LENGTH OF EACH BAR	SHAPE CODE	A*	B*	C*	D*	E/R*	Shape Diagram	Weight in Kg	Rev.
						mm+		mm	mm	mm	mm	mm			
BOTTOM B1	A336	T16	1	1	1	2925	26	500	765	(1675)	540			4.619	
BOTTOM B1	A337	T16	1	1	1	2900	26	500	550	(1850)	390			4.579	
BOTTOM B1	A338	T16	1	9	9	11400	00	11400						162.005	

* Specified in multiples of 5mm

+ Specified in multiples of 25mm

Page Total 171.203 (in Kg)


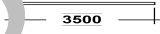
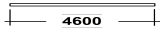
Page 30 of 37

This Schedule complies with the requirements of BS8666-2005

info@dyndigi.com

Project: Sample project
Client: FEEL FREE CREATION
Consultant: FFCM
Main Contractor: --

Date Prepared: 07-Feb-2025 Date Revised:
Prepared by: MRR Checked by: FFC

MEMBER	BAR MARK	TYPE AND SIZE	NO OF MBRS	NO OF BARS IN EACH	TOTAL NOS.	LENGTH OF EACH BAR	SHAPE CODE	A*	B*	C*	D*	E/R*	Shape Diagram	Weight in Kg	Rev.
						mm+		mm	mm	mm	mm	mm			
BOTTOM B1	A339	T16	1	10	10	10300	00	10300						162.637	
BOTTOM B1	A340	T16	1	3	3	3500	00	3500						16.580	
BOTTOM B1	A341	T16	1	19	19	4600	00	4600						138.005	

* Specified in multiples of 5mm

+ Specified in multiples of 25mm

Page Total 317.222 (in Kg)

Page 31 of 37



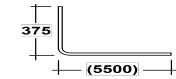
This Schedule complies with the requirements of BS8666-2005

info@dyndigi.com

Project: Sample project
Client: FEEL FREE CREATION
Consultant: FFCM
Main Contractor: --

Date Prepared: 07-Feb-2025
Prepared by: MRR

Date Revised:
Checked by: FFC

MEMBER	BAR MARK	TYPE AND SIZE	NO OF MBRS	NO OF BARS IN EACH	TOTAL NOS.	LENGTH OF EACH BAR	SHAPE CODE	A*	B*	C*	D*	E/R*	Shape Diagram	Weight in Kg	Rev.
						mm+		mm	mm	mm	mm	mm			
BOTTOM B1	A342	T16	1	27	27	8550	11	375	(8200)					364.512	
BOTTOM B1	A343	T16	1	3	3	7000	00	7000						33.159	
BOTTOM B1	A344	T16	1	8	8	5850	11	375	(5500)					73.897	

* Specified in multiples of 5mm

+ Specified in multiples of 25mm

Page Total 471.568 (in Kg)




Page 32 of 37

This Schedule complies with the requirements of BS8666-2005

info@dyndigi.com

Project: Sample project
Client: FEEL FREE CREATION
Consultant: FFCM
Main Contractor: --

Date Prepared: 07-Feb-2025 Date Revised:
Prepared by: MRR Checked by: FFC

MEMBER	BAR MARK	TYPE AND SIZE	NO OF MBRS	NO OF BARS IN EACH	TOTAL NOS.	LENGTH OF EACH BAR	SHAPE CODE	A*	B*	C*	D*	E/R*	Shape Diagram	Weight in Kg	Rev.
						mm+		mm	mm	mm	mm	mm			
BOTTOM B1	A345	T16	1	8	8	4750	11	375	(4400)					60.002	
BOTTOM B1	A346	T16	1	10	10	5300	00	5300						83.687	
BOTTOM B1	A347	T16	1	10	10	10200	00	10200						161.058	

* Specified in multiples of 5mm

+ Specified in multiples of 25mm

Page Total 304.747 (in Kg)

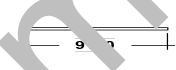

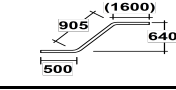
Page 33 of 37

This Schedule complies with the requirements of BS8666-2005

info@dyndigi.com

Project: Sample project
Client: FEEL FREE CREATION
Consultant: FFCM
Main Contractor: --

Date Prepared: 07-Feb-2025 Date Revised:
Prepared by: MRR Checked by: FFC

MEMBER	BAR MARK	TYPE AND SIZE	NO OF MBRS	NO OF BARS IN EACH	TOTAL NOS.	LENGTH OF EACH BAR	SHAPE CODE	A*	B*	C*	D*	E/R*	Shape Diagram	Weight in Kg	Rev.
						mm+		mm	mm	mm	mm	mm			
BOTTOM B1	A348	T16	1	9	9	9100	00	9100						129.320	
BOTTOM B1	A349	T16	1	43	43	8000	00	8000						543.176	
BOTTOM B1	A350	T16	1	11	11	3000	26	500	905	(1600)	640			52.107	

* Specified in multiples of 5mm

+ Specified in multiples of 25mm

Page Total 724.603 (in Kg)


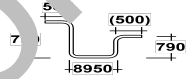

Page 34 of 37

This Schedule complies with the requirements of BS8666-2005

info@dyndigi.com

Project: Sample project
Client: FEEL FREE CREATION
Consultant: FFCM
Main Contractor: --

Date Prepared: 07-Feb-2025 Date Revised:
Prepared by: MRR Checked by: FFC

MEMBER	BAR MARK	TYPE AND SIZE	NO OF MBRS	NO OF BARS IN EACH	TOTAL NOS.	LENGTH OF EACH BAR	SHAPE CODE	A*	B*	C*	D*	E/R*	Shape Diagram	Weight in Kg	Rev.
						mm+		mm	mm	mm	mm	mm			
BOTTOM B1	A351	T16	1	13	13	9225	23	500	790	(8000)				189.362	
BOTTOM B1	A352	T16	1	7	7	11400	44	500	790	8950	790	(00)		126.004	
BOTTOM B1	A353	T16	1	6	6	9200	00	9200						87.161	

* Specified in multiples of 5mm

+ Specified in multiples of 25mm

Page Total 402.527 (in Kg)

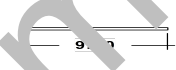


Page 35 of 37

This Schedule complies with the requirements of BS8666-2005

info@dyndigi.com

Project: Sample project
Client: FEEL FREE CREATION
Consultant: FFCM
Main Contractor: --

Date Prepared: 07-Feb-2025 Date Revised:
Prepared by: MRR Checked by: FFC

MEMBER	BAR MARK	TYPE AND SIZE	NO OF MBRS	NO OF BARS IN EACH	TOTAL NOS.	LENGTH OF EACH BAR	SHAPE CODE	A*	B*	C*	D*	E/R*	Shape Diagram	Weight in Kg	Rev.
						mm+		mm	mm	mm	mm	mm			
BOTTOM B1	A354	T16	1	16	16	9700	00	9700						245.061	
BOTTOM B1	A355	T16	1	9	9	6450	11	375	(6100)					91.661	
BOTTOM B1	A356	T16	1	8	8	7550	11	375	(7200)					95.372	

* Specified in multiples of 5mm

+ Specified in multiples of 25mm

Page Total 432.094 (in Kg)

Page 36 of 37

This Schedule complies with the requirements of BS8666-2005

info@dyndigi.com

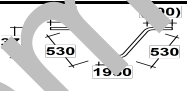
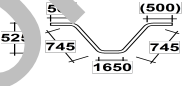
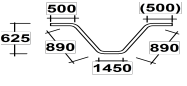
Project: Sample project
Client: FEEL FREE CREATION
Consultant: FFCM
Main: --
Contractor: --

Date Prepared: 07-Feb-2025

Date Revised:

Prepared by: MRR

Checked by: FFC

MEMBER	BAR MARK	TYPE AND SIZE	NO OF MBRS	NO OF BARS IN EACH	TOTAL NOS.	LENGTH OF EACH BAR	SHAPE CODE	A*	B*	C*	D*	E/R*	Shape Diagram	Weight in Kg	Rev.
						mm+		mm	mm	mm	mm	mm			
DETAIL-1	A248	T16	4	2	8	4000	46	500	530	1950	375	(500)		50.528	
DETAIL-1	A249	T16	4	2	8	4125	46	500	745	1650	525	(500)		52.107	
DETAIL-1	A250	T16	4	11	44	4200	46	500	890	1450	625	(500)		291.799	

* Specified in multiples of 5mm

+ Specified in multiples of 25mm

Page Total 394.434 (in Kg)

Page 37 of 37

This Schedule complies with the requirements of BS8666-2005

SUMMARY OF REINFORCEMENT STEEL									
Size of bar	T8	T10	T12	T16	T20	T25	T32	T40	TOTAL
Weight(Ton)				17.325					17.325